



THE MOROCCAN COMMUNITY IN ITALY

Annual Report on the Presence of Migrants
Executive Summary



20
20

For nearly a decade, the *Direzione Generale dell'immigrazione e delle politiche di integrazione* (General Directorate of Immigration and Integration Policies) has aimed to provide a detailed and balanced account of the complex phenomenon of the presence of foreigners in Italy and to do so by setting forth the various distinct aspects of the question while analysing the characteristics noted and also anticipating today's trends. The Directorate does so by means of its *Rapporto nazionale sui migranti nel Mercato del lavoro italiano* (National reports on migrants in the Italian labour market) (tenth edition), the *Rapporti nazionali sulla presenza in Italia delle principali Comunità straniere* (National reports on the main foreign communities in Italy) (ninth edition) and the *Rapporti sulla presenza dei migranti non comunitari nelle 14 città metropolitane italiane* (Reports on the presence of non-EU migrants in the 14 metropolitan cities of Italy) (fifth edition).

The series of national reports on the presence of the main foreign communities aims to investigate and study in depth the presence on Italian soil of the more numerically significant non-EU nationals: Moroccans, Albanians, Chinese, Ukrainians, Indians, Filipinos, Bangladeshis, Egyptians, Pakistanis, Moldovans, Nigerians, the Senegalese, Sri Lankans, Tunisians, Peruvians and Ecuadorians.

For each grouping, the main features from the socio-demographic and employment dimensions are considered, alongside presence of minors and their education, occupational integration and welfare policies. Each report starts with comparison among the various communities. The data used for the analysis relate to periods prior to the spread of the SARS-COV-2 virus. Therefore, this edition of the reports does not provide for an overview of the effects of the pandemic crisis on the social and labour integration of migrants.

Again, this year we duly acknowledge the contributions of institutions and bodies that have provided information in their possession. These entities include the Italian National Institute of Statistics; the General statistical and actuarial coordination body of INPS (National Social Security Institute); the Ministry of Education, University and Research; the Italian Union of Chambers of Commerce, Industry, Crafts and Agriculture; the CeSPI (Centre for Politics and International Studies); the trade unions CGIL, CISL, UIL and UGL; and the *Divisione Studi e Ricerca* (Study and Research Division) of ANPAL Servizi.

The full series of *Rapporti Comunità* (Community reports), editions 2012 - 2020, can be accessed – in Italian and in the main foreign languages – in the section “Studi e statistiche” (Studies and Statistics) on the institutional website of the Ministry of Labour and Social Policy – www.lavoro.gov.it and on the institutional portal www.integrazionemigranti.gov.it. These addresses also provide access to a statistical annex providing information that supplements the reports or that, within a comparative framework among the main national communities considered, enables in-depth study of the data analysed.

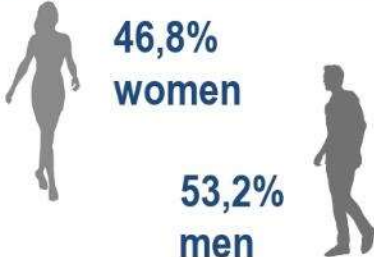
Within the ambit of the projects, *Assistenza tecnica per il Supporto alla governance integrata delle politiche migratorie tra lavoro e integrazione sociale* (PR.Au.D. - Protezione, Autonomia, Dignità dal lavoro) and *Supporto nelle politiche per l'immigrazione e di cooperazione bilaterale con i Paesi di origine*, ANPAL Servizi has drawn up and translated the 2020 edition of its *Rapporti nazionali sulle principali Comunità straniere* (National reports on the main foreign communities) – analytic reports provided in summary form.

Executive Summary



428.835
legally residing Moroccan citizens
Ranking first for number of presences

113.979 “new Italians” in 2019 (14% are Moroccan)




46,8%
women

53,2%
men

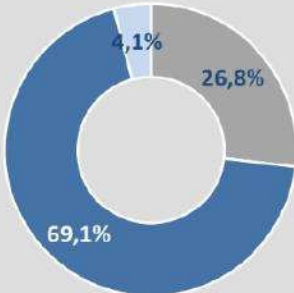
41,3% under the age of 30

121.604
minors under
the age of 18



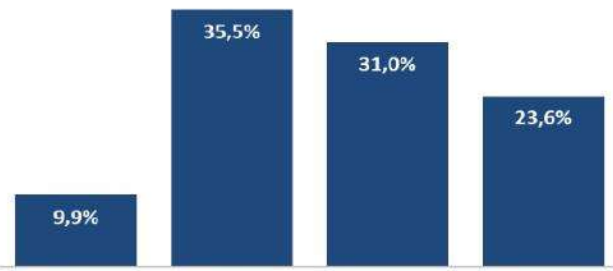
Present in:
22,3% Lombardia
14,4% Emilia-Romagna
12,9% Piemonte

71%
long-term
residents




29% short-term
permits

- Work
- Family
- Other reasons



44,3% employment rate
66,1% male 19,4% female

24,6% employed
in Industry 

42% unskilled manual workers

Ranking first for number of sole proprietorships (16,7%)

64.173 sole proprietors (-4,3%)
12,7% Moroccan female sole proprietors (-1,2%)



69,5% sole proprietorships in the **Commerce** sector

Demographic characteristics

428,835 Moroccan citizens are holders of a residence permit valid as on **1 January 2020**, accounting for 11.9% of the non-EU citizens in Italy.

The Moroccan community, which has for some years now ranked first for number of legally residing members, is one of the longstanding and stable communities of migrants to Italy. Various indicators underscore the degree of stability of presence of Moroccans. Socio-demographically speaking, two aspects suggest the stable settling or entrenchment of this community:

- a **basic gender balance** (women make up 46.8% of this community and men 53.2%);
- a high **quotient of minors** (indicating the presence of families). The number of minors stands at more than 121,000. The incidence reaches more than $\frac{1}{4}$ of the total number of legally residing Moroccan citizens. Furthermore, this community presents a lower mean age than that of non-EU citizens as a whole. Almost $\frac{2}{5}$ of the citizens of Moroccan origin are younger than 30 (41.3% of the total).

As to geographic distribution, this community favours Northern Italy, where nearly 7 out of 10 Moroccan citizens reside. Accordingly, the four main regions with most Moroccans are northern: **Lombardia** is the major Region of settlement for this community, with more than $\frac{1}{5}$ of the total number of Moroccan citizens (vs $\frac{1}{4}$ of non-EU citizens as a whole). **Emilia-Romagna**, where 14.4% of the community resides (vs 11.2% of non-EU citizens as a whole). Piemonte, with 13% of Moroccan residents and Veneto with 11.5%. Only 15% of the Moroccan population resides in central Italy, especially in **Toscana**, where 6.7% of the community has received or renewed the residence permit (vs 8.4% of non-EU migrants as a whole). Although 17.4% of this community resides in the South (a value higher than non-EU citizens as a whole), **Campania** is the only region with a high incidence of Moroccan citizens (5%).

Analysis of residence permits indicates this community's marked progress in the direction of stabilisation. For Moroccan citizens the quotient of long-term residents (holders of residence permits not subject to renewal) stands at 71%, as on 1 January 2020 (vs 63.2% of non-EU citizens as a whole). Regarding short-term permits, those issued for **family reunification** reasons prevail, i.e., more than $\frac{2}{3}$ of permits subject to renewal among migrant members of this community (69.1%, vs 46.7% of non-EU citizens as a whole). Work permits, on the other hand, account for 26.8% of the total.

Current trends

For the first time, after years of stability in the presences, we note a significant decline in the number of legally resident members compared to the previous year: -2.7%; the number of non-EU citizens in Italy decreased by 101,580 units between 1 January 2019 and 1 January 2020. The reduction is noted in all the main foreign communities while the Indian and Bangladeshi communities increase by 1.7% and 1.8% respectively. The most significant reductions concern the Nigerian community (-8.2%), which from ranking eleventh now ranks fourteenth, the Ecuadorian community (-6.2%) and the Chinese community (-5.3%).

Two opposite factors are of greater significance in terms of trends displayed by number of presences. These factors consist in, on the one hand, the new permits issued attesting to an inflow impacting the stock of legally residing foreigners, and, on the other, in the granting of citizenship (which latter practice removes those who become Italian citizens from the stock of foreign citizens).

Turning to admissions, in 2019, 177,000 new residence permits were issued (approx. 26% less than in 2018, a negative record). This represents the most significant reduction recorded since 2012 and the negative trend seems to consolidate over the first six months of 2020, with a further decrease of 57.7% compared to the same period of 2019¹.

The reduction concerns all the reasons for admission, and especially for permits linked to the request or possession of a form of protection: -57.5%. This figure is to be ascribed to the sharp reduction in so-called "unexpected flows", with a remarkable decrease in the number of migrants landed on Italian coasts: 11,471 in 2019, i.e., approx. 51% less than 2018 and 90.4% less than 2017².

¹ Istat, *Cittadini non comunitari in Italia*, Statistica Report (Non-EU citizens in Italy, Statistics Report), October 2020.

² http://www.libertacivilimmigrazione.dlci.interno.gov.it/sites/default/files/allegati/cruscotto_statistico_giornaliero_31-12-2019.pdf

The growth trend in the quotient of new permits issued for family reunification consolidates, thus reaching 56.9% of admissions in 2019 (vs approx. 51% in 2018), while the percentage relating to the request or possession of a form of protection decreases: 15.6% of new permits³ vs 28.8% in 2018. The percentage relating to study reasons (11.5% vs 9.1% in 2018) and work reasons (6.4% vs 6% in 2018) is slightly on the rise. On the other hand, the failure to plan entry flows for job purposes, with the exception of seasonal work, has now led to a sharp decrease in new permits issued for this reason.

With 16,033 new residence permits, mostly motivated by family reunification (55.6%), The Moroccan community ranks for number of admissions. Like most communities, the Moroccan one also shows a decrease in the presences compared to 1 January 2019 (-1.2%). This reduction is mainly ascribable to the acquisitions of citizenship. Indeed, the Moroccan community ranks second in terms of citizenship acquisitions, after the Albanian community: out of a total of 113,979 citizenships granted to non-EU individuals in 2019, the permits granted to Moroccan migrants were 15,812, and in the majority of cases (45.4%), the acquisitions concerned parents transmission or elective acquisition at the age of 18.

Marriages between Moroccan and Italian citizens account for 86.6% of the 1,825 marriages in which at least one spouse was Moroccan: 664 involve an Italian husband and a Moroccan wife, 916 a Moroccan husband and an Italian wife.

The high incidence of citizens of Moroccan origin among new Italian citizens as well as mixed marriages indicates the strong settlement of the community in the area and the following stabilisation process.

Minors and educational paths

As noted above, one of the indicators of geographic stabilisation of the community is the high presence of families and minors within it. As on 1 January 2020, there were **121,604 Moroccan minors**, i.e., 15.3% of the total for non-EU minors. Many are also Moroccan children born in Italy: 9,049 in 2018 (14.8% of non-EU children born in 2018). Overall, between 2010 and 2018, approx. 97,000 Moroccan children were born in Italy.

A moderately significant issue for this community is the presence of **unaccompanied foreign minors (UFMs)**⁴. With its 126 minors, Morocco ranks twelfth in terms on number of unaccompanied foreign minors in Italy. There has been a fall in numbers vs the year before (-33.3%).

Admission of Moroccan minors into the Italian schooling circuit remains high. Morocco ranks second in terms of quotient of non-EU students in Italy. Indeed, 108,027 students of Moroccan origin enrolled for academic year 2019/2020 (15.7% of the non-EU school population as a whole). Compared to the previous year, the students of this community increased as much as the remainder of non-EU students as a whole (+2.8 vs +2.6%). The number of enrolled students increased especially in secondary schools: +7.1% in junior and +4.3% in senior secondary school. The incidence of students from this community vs non-EU students as a whole is higher in preschool institutions, where 17.5% of the enrolled non-EU infants are Moroccan citizens. As for junior secondary schools, the quotient drops to 12.1%. We also note a strong presence in universities, where, with 3,169 students (4.2% of non-EU students as a whole), Morocco ranks fifth for non-EU academic population.

Among the main non-EU communities, Moroccans rank high also as regards the number of **NEETs** (i.e., persons aged between 15 and 29 not in employment, education or training). Young NEETs of Moroccan citizenship amount to approx. 41,000 (i.e., more than ½ of Moroccan youngsters in this age bracket). The incidence is higher among females (60.1%, vs 36.5% for males).

³ In all likelihood, the reduction in the number of permits linked to the possession of a form of protection is affected by the entry into force of the decree-law no. 113/2018 from 5 October 2018, converted with amendments by Law no. 132/2018, which abolished the residence permit for humanitarian reasons, replacing it, only under certain specific conditions, with some residence permits for "special circumstances".

⁴ Unaccompanied foreign minor (UFM) shall mean "a minor who does not have Italian citizenship or citizenship of other European Union states who is, for any reason, in the territory of the State or who is otherwise subject to Italian jurisdiction, without assistance and representation by parents or other adults, legally responsible for them, according to the laws in force in the Italian legal system" (See art. 2, Law 47/2017).

Work and employment

Particularly noteworthy is this community's role in the industrial sector, prevalent and employing 35.5% of Moroccan workers in Italy. Moreover, this community is very active in the *Commerce and Catering* sector (31% of Moroccan workforce, vs. 24% of non-EU citizens as a whole). These sectors were hit very hard during the most acute phase of the economic crisis, with repercussions on the employment levels of workers from this community, which, together with the low quotient of employed women, show worse performances than those recorded for the non-EU population as a whole. According to the main key labour market indicators, this community presents with a lower quotient of persons employed and higher levels of inactivity and unemployment. The **employment rate** stands at **44.3%** vs 60.1% among non-EU citizens as a whole; the inactivity rate is higher (by more than 12%) than the mean value. Among Moroccan citizens, it stands at 42.5%; and the unemployment rate stands at 23% (vs 13.8% for the non-EU population as a whole). Within this community we note significant differences between the male employment rate (66.1%) and the female one (19.4%).

Unsurprisingly, Moroccan workers are among the main beneficiaries of the **wage subsidies** granted by INPS (the National Social Security Institute) in the event of interruptions or reduction of production. In 2019, approx. 15% of the beneficiaries of CIGO (ordinary redundancy fund) or CIGS (extraordinary redundancy fund) arrangements, with non-EU citizenship, were Moroccan (8,318). A significant incidence if we consider that about 9% of the non-EU workforce belongs to this community. These are mainly CIGO beneficiaries (7,578), while the number of CIGS beneficiaries stands at 740. The quotient is also high for Moroccan citizens granted unemployment benefits, vs the total for non-EU beneficiaries: 14% (65,602). The Moroccan citizens mainly benefit from NASPI (*Nuova Prestazione di assicurazione sociale per l'impiego*, a social employment insurance scheme) (more than 47,000) and from agricultural unemployment benefits (18,189).

During 2019, **161,079 new employment relationships** were activated for citizens of Moroccan origin (approx. 5.2% more than the previous year). Indicating that women from this community are drawn to the labour market to a decidedly lesser extent than men, the data provided by the *Comunicazioni Obbligatorie* (mandatory notices) reveals that only 23.7% of Moroccan citizens recruited are women (vs 31.3% for non-EU citizens as a whole). Most of the new subordinate and para-subordinate jobs that began during 2019 for Moroccan workers were in the Services sector (a level approaching 45.9%). However, gender analysis indicates that slightly more than 1/3 of work contracts activated with Moroccan men regard Services while for women levels approach 77.6%.

Among Moroccan workers, we note the prevalence of *unskilled workers* accounting for 42% of the placements Moroccan workers (vs 36% for non-EU citizens as a whole). Numerically speaking, we then note the quotient of Moroccan workers engaged in *skilled manual labours* (38%, vs 28% of non-EU citizens as a whole). Approx. 1/5 of the employees are engaged in *sales and personal services*, while the incidence of *managers and professionals in the intellectual and technical fields* is very low (1%).

Involvement of this community in the world of entrepreneurship is most significant. Indeed, with its **64,173 sole proprietorships**, this community ranks first in terms of number of sole proprietors. Commerce is the sector within which most investment takes place, for Moroccan sole proprietors. Indeed, 69.5% of sole proprietorships under Moroccan ownership operate in this sector (27.1% of non-EU companies within this same ambit).

Socio-economic conditions

Although employment in the industrial sector and acquisition of skills exposed the workers belonging to this community to the negative repercussions of the economic crisis, they also brought benefits in terms of incomes. The data indicate that Moroccan workers earn **monthly salaries** that are on average higher than those of non-EU workers as a whole (1,246 vs 1,191 euros: 55 euros higher mean monthly remuneration). In the case of agricultural labourers, the mean gap (instead, a negative value) stands at 13 euros. Finally, in the context of home help we can note another negative gap: Moroccan workers earn on average approx. 100 euros less than the non-EU workers as a whole.

Female Moroccan workers lost out when it came to pay conditions: the gender pay gap, within this community is fairly large; on average, the monthly salary of male employees exceeds that of female employees by more than 600 euros. The gap persists, although less marked, for agricultural work (87 euros). On the other hand, female home helpers earn 90 euros more on average than their male colleagues from this community.

Among employed Moroccan citizens in Italy, a medium-low level of education prevails. 80% of the workers belonging to this community received, at best, a junior secondary school leaving certificate (more than 20% vs non-EU workers as a whole). 16.2% hold senior secondary school leaving certificate, while only 3.9% hold a higher education certificate (vs 11.4% of non-EU citizens as a whole). Educationally, within this community, women are more highly qualified than men, with 6.4% of female employees as holders of a higher education certificate vs 3.3% of men. In any case, the value is lower than that for non-EU women as a whole (16.3%).

The quotient of **IVS (disability, old-age and survivors') pensions** granted to non-EU citizens has always been rather small. In 2019, this quotient stood at 0.5% of the total (out of almost 14 million pensions, 65,926 regard non-EU citizens). Non-EU citizens receive old-age pensions (in 43% of such cases), followed by survivors' pensions (37.4%); 19.8% are granted disability pensions. In the Moroccan community, survivors' pensions prevail, with an incidence of 36.2%, followed by disability pensions (34.3%). 29.4% are old-age pensions. Overall, with its 6,187 IVS pensions, the Moroccan community accounts for 9.4% of the total for non-EU citizens who are granted such benefits. We note a 9.2% increase vs +12.3% of non-EU citizens as a whole. In this community, the numbers of old-age pensioners increased by 12.3%.

The level of **social assistance measures** provided by INPS to Moroccan citizens (solely welfare services for the most vulnerable, due to age conditions reached or civilian invalidity) is high: 18,041 (17.9% of migrant beneficiaries of non-EU origin). Social benefits account for 37% of such cases. Constant attendance supplements account for 33.7% and slightly less than 30% are attendance allowances.

With reference to **monetary transfers to families** (maternity benefits, parental leave and family allowances provided by INPS), in 2019 a total of 304,465 women received maternity benefits, 9.1% of whom were non-EU citizens (27,714) (3.1% less than the year before). During the same period, the beneficiaries of maternity allowances with Moroccan citizenship totalled 3,499, i.e., 12.6% of non-EU female beneficiaries. Among the Moroccans, the beneficiaries of maternity allowances fell in number by 6.3% vs 2018. As to parental leave, in 2019 there were a total of 299,028 such beneficiaries, denoting a 10.3% decrease vs 2018, 7.2% of whom were of non-EU origin (21,564). A total of 4,355 Moroccan citizens benefited from this measure in 2019 (20.2% of non-EU beneficiaries). During 2019, as many as 2,446,795 beneficiaries were granted family allowances (-13.8% vs the year before). 12.5% of the beneficiaries were non-EU citizens (approx. 305,000) denoting a 13.5% decrease vs 2018. 53,476 members of this community benefited from family allowances in 2019 (17.5% of non-EU citizens as a whole). Also for the Moroccan community, this number decreased vs 2018 (-12.2%).

As to transfers made by the Moroccans in Italy to their country of origin, Morocco ranks fifth as nation of destination of **remittances** sent from Italy in 2019 (approx. 327.9 million euros), accounting for 6.3% of the total outgoing remittances (+9.4 million vs 2018).

